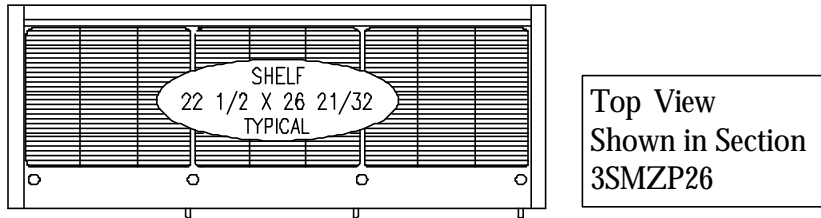
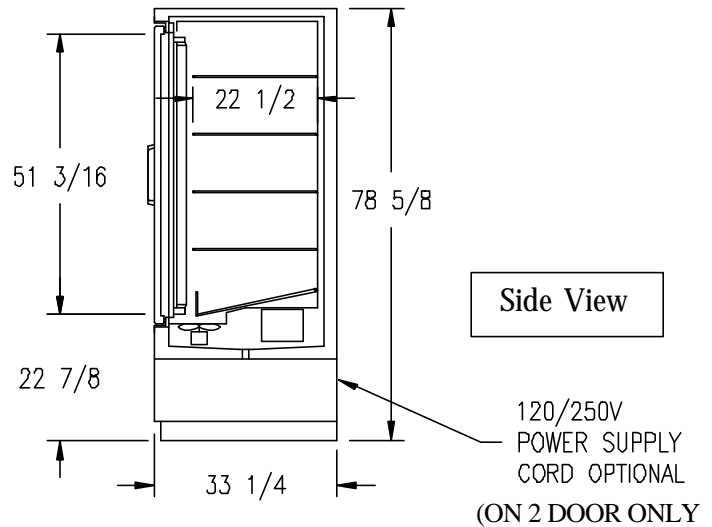
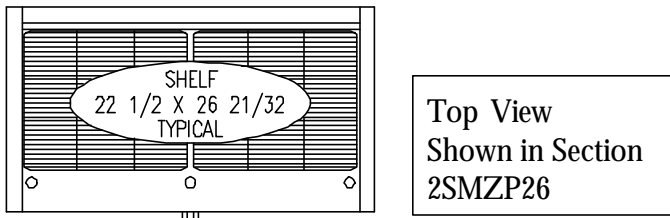
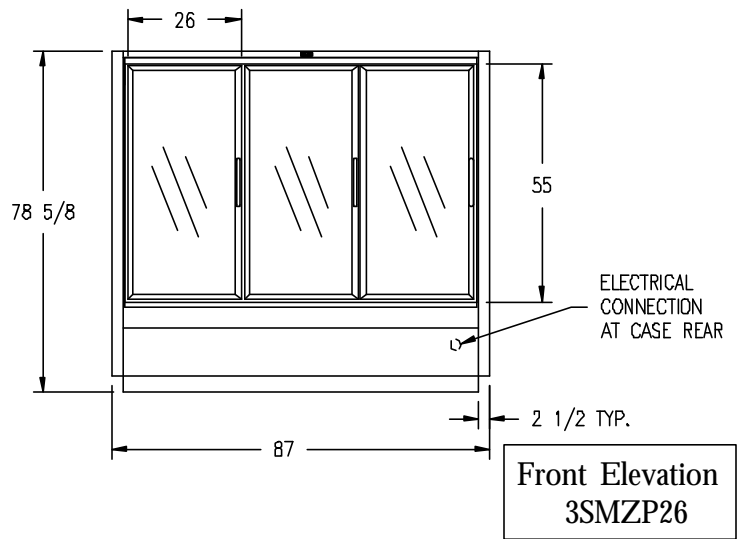
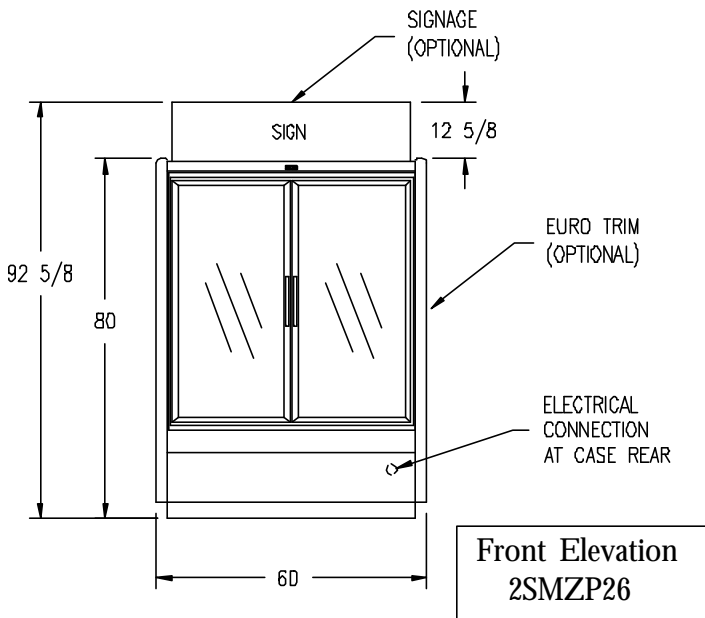




SMZP26 SPECIFICATION SHEET



MODEL	WEIGHT (w/shelves)	OUTSIDE DIMENSIONS (INCHES)			INSIDE DIMENSIONS (INCHES)			NET CUBIC FEET CAPACITY	NET SHELF AREA SQ. FT.
		W	H	D	W	H	D		
2SMZP26	866	60	78 5/8	33 1/4	55	52	28 3/8	37.2	41.7
3SMZP26	1108	87	78 5/8	33 1/4	82	52	28 3/8	55.5	62.5

MODEL	ELECTRICAL				H.P.	REF.	CHARGE (LBS.)
	INCOMING SUPPLY		MIN CIRCUIT AMPS	AMPS RLA			
2SMZP26	115-208/230V-1 PHASE-60 HZ.		20	16	1 1/2	R404A	4 1/2
3SMZP26	115-208/230V-1 PHASE-60 HZ.		25	19	2	R404A	5 1/2

Zero Zone Inc. • 110 N. Oakridge Dr.
 North Prairie, WI 53153-9792
 1-800-247-4496 • FAX: 1-262-392-6450
www.zero-zone.com

All specifications are subject to change without notice.